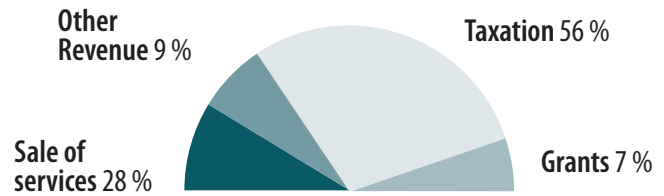


Budget 2015: explained

The District of Squamish 2015-2019 Financial Plan results in a 3.6% property tax revenue increase in 2015. This newsletter highlights some of the key budget drivers, priorities and projects that the District will undertake in 2015, as well as how the budget impacts the average homeowner. Please visit us online at squamish.ca/budget to view the full Financial Plan.

District of Squamish Sources of revenue (General Fund)

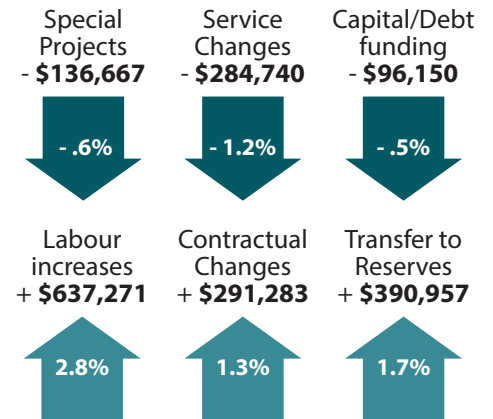


What does this mean for me?

Estimated municipal property tax impact on an average assessment:

Property Class	Avg. 2015 Assessed value	Muni Tax 2015	Change from 2014
Single Family Dwelling	\$490,155	\$2,727	\$118
Residential Strata Unit	\$284,144	\$1,257	\$58
Business Assessment	\$473,790	\$6,370	\$112

Key budget drivers

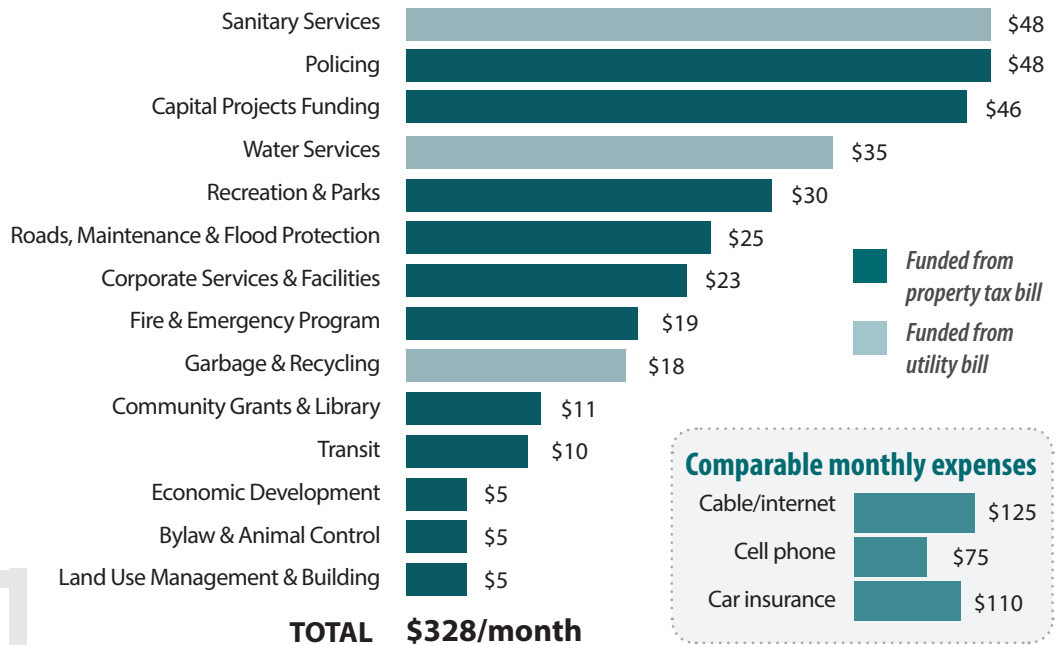


How your tax bill breaks down monthly

Based on the average single family dwelling assessment of \$490,155.

The District of Squamish delivers services to the community that make Squamish enjoyable and highly livable.

We are committed to Delivering Outstanding Service for our community!



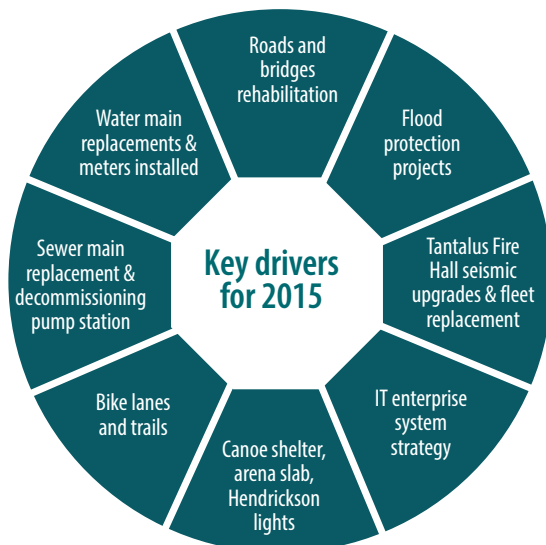
Comparable monthly expenses

Cable/internet	\$125
Cell phone	\$75
Car insurance	\$110

2015 Capital Plan

The District's capital program for 2015 (\$14.84m) prioritizes maintenance and replacement of critical infrastructure. The capital plan is more heavily funded from reserves and surplus in 2015. While this does not satisfy all aspects of the Long Term Financial Plan Guidelines and Policies, it does aid in maintaining affordability for tax payers.

Visit squamish.ca/projects for current capital projects details.



District Departments

Corporate Services	Financial Services
<ul style="list-style-type: none"> Bylaw & Animal Control Communications Emergency Program Film & Events Fire Rescue Information Technology Legislative Services Real Estate 	<ul style="list-style-type: none"> Finance Human Resources RCMP Library
Recreation Services	Development Services & Public Works
<ul style="list-style-type: none"> Recreation Services 	<ul style="list-style-type: none"> Development Services Engineering Facilities Operations Economic Development

District of Squamish 2015 Financial Planning

The District of Squamish 2015 budget comprises a General Operating Fund and three Utility Funds.

Utilities

(funded by utility fees & parcel tax)

Sewer Utility

2015: \$5,984,619
2014: \$4,859,824

Section 4.9 of the 5-year plan
includes contribution to capital plan of: \$3,397,285

Water Utility

2015: \$4,090,025
2014: \$3,615,061

Section 4.8 of the 5-year plan
includes contribution to capital plan of: \$2,492,914

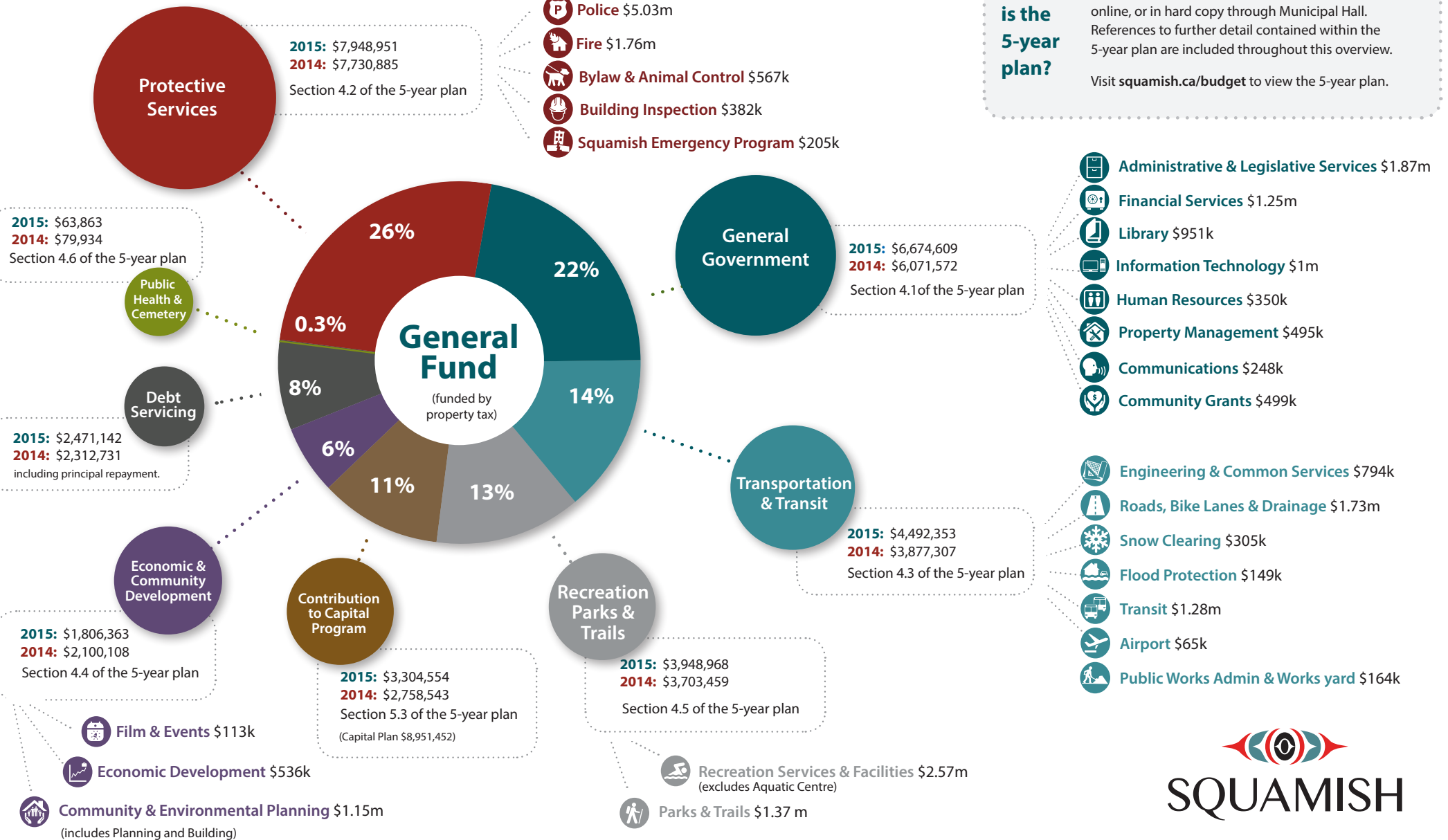
Solid Waste

2015: \$2,671,276
2014: \$2,310,610

Section 4.7 of the 5-year plan

**Utility fee increases are 9.5% this year - the final year of a planned 5-year increase to address previously deferred maintenance for major infrastructure. 2015 Utility fee increases also take into consideration the new organics collection and changes to garbage tote sizes.*

Operating Costs



What is the 5-year plan?
This overview provides a snapshot of the 2015 Municipal Budget. The full 5-year plan is available online, or in hard copy through Municipal Hall. References to further detail contained within the 5-year plan are included throughout this overview. Visit squamish.ca/budget to view the 5-year plan.

