

BUDGET 20/20

Pre-Budget Survey Results

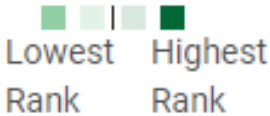
October 22, 2019

Overview

- 7 questions to help Council understand citizen priorities for 2020.
- Objectives:
 - Convey that trade-offs are necessary
 - Gain understanding of community priorities to assist in Council decision-making
 - Encourage citizens to get involved early in the budget process
- Survey open: September 25 to October 15
- 166 completed responses; 71 partial

Rank Strategic Plan priority areas:

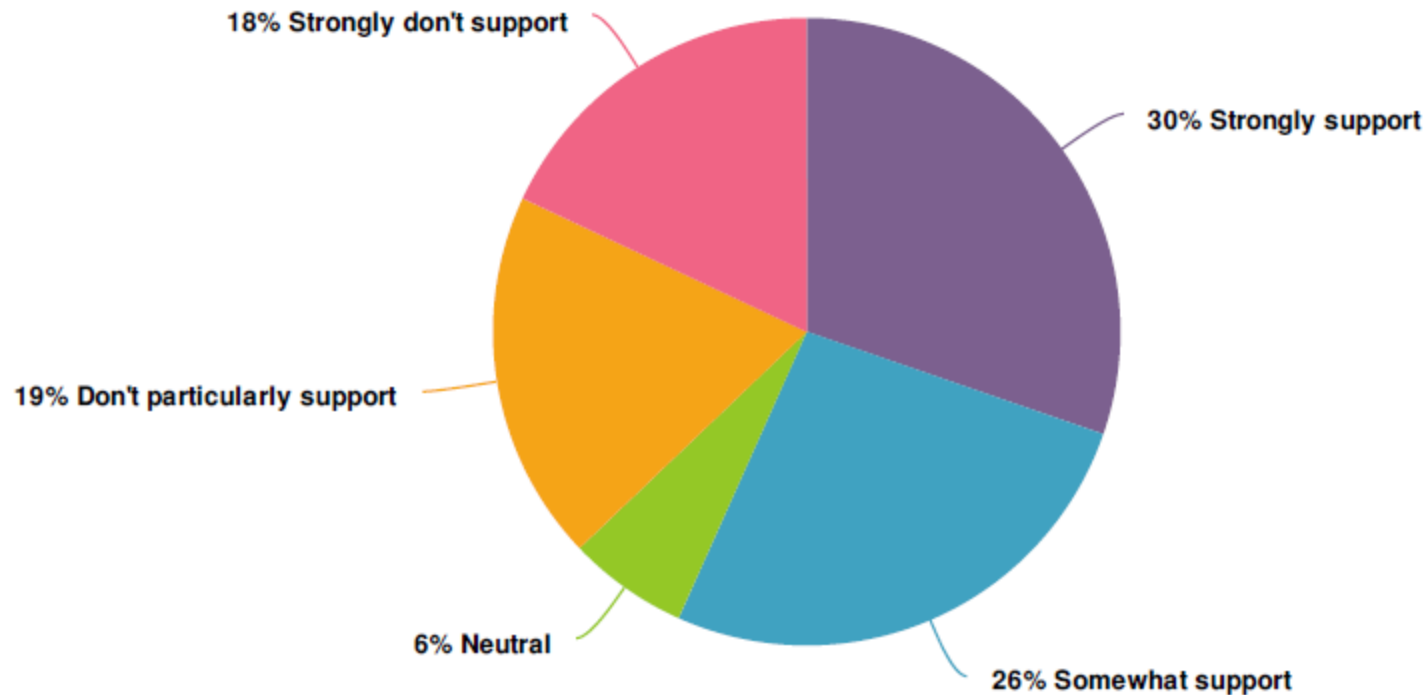
| Item | Overall Rank | Rank Distribution | Score | No. of Rankings |
|--|--------------|-------------------|-------|-----------------|
| The planet and our environment | 1 | | 528 | 184 |
| The economy and local jobs | 2 | | 452 | 185 |
| Housing affordability and diversity | 3 | | 436 | 181 |
| Neighbourhood connectivity and public spaces | 4 | | 433 | 183 |



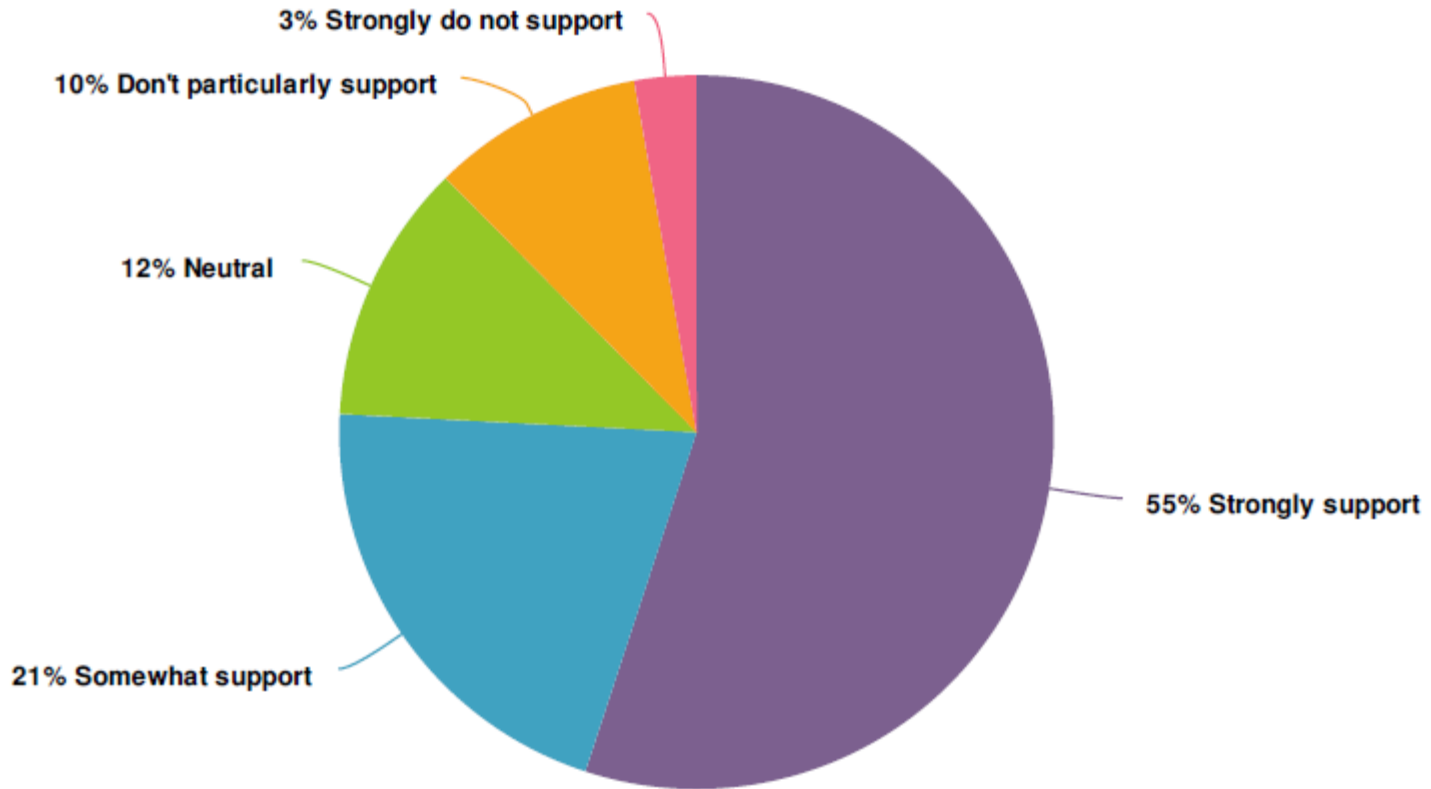
How to allocate \$ to improve road safety for cyclists and pedestrians:

| Item | Average | Min | Max | StdDev | Sum | Total Responses |
|---|---------|-----|-------|--------|----------|-----------------|
| Enforcement (i.e. policing costs) | 25.7 | 0.0 | 100.0 | 19.0 | 4,317.0 | 168 |
| Education (i.e. driver safety campaigns) | 20.4 | 0.0 | 80.0 | 13.8 | 3,328.0 | 163 |
| Built environment (i.e. sidewalks, bikes lanes, off-road cycling/walking paths) | 58.2 | 0.0 | 100.0 | 24.3 | 10,529.0 | 181 |

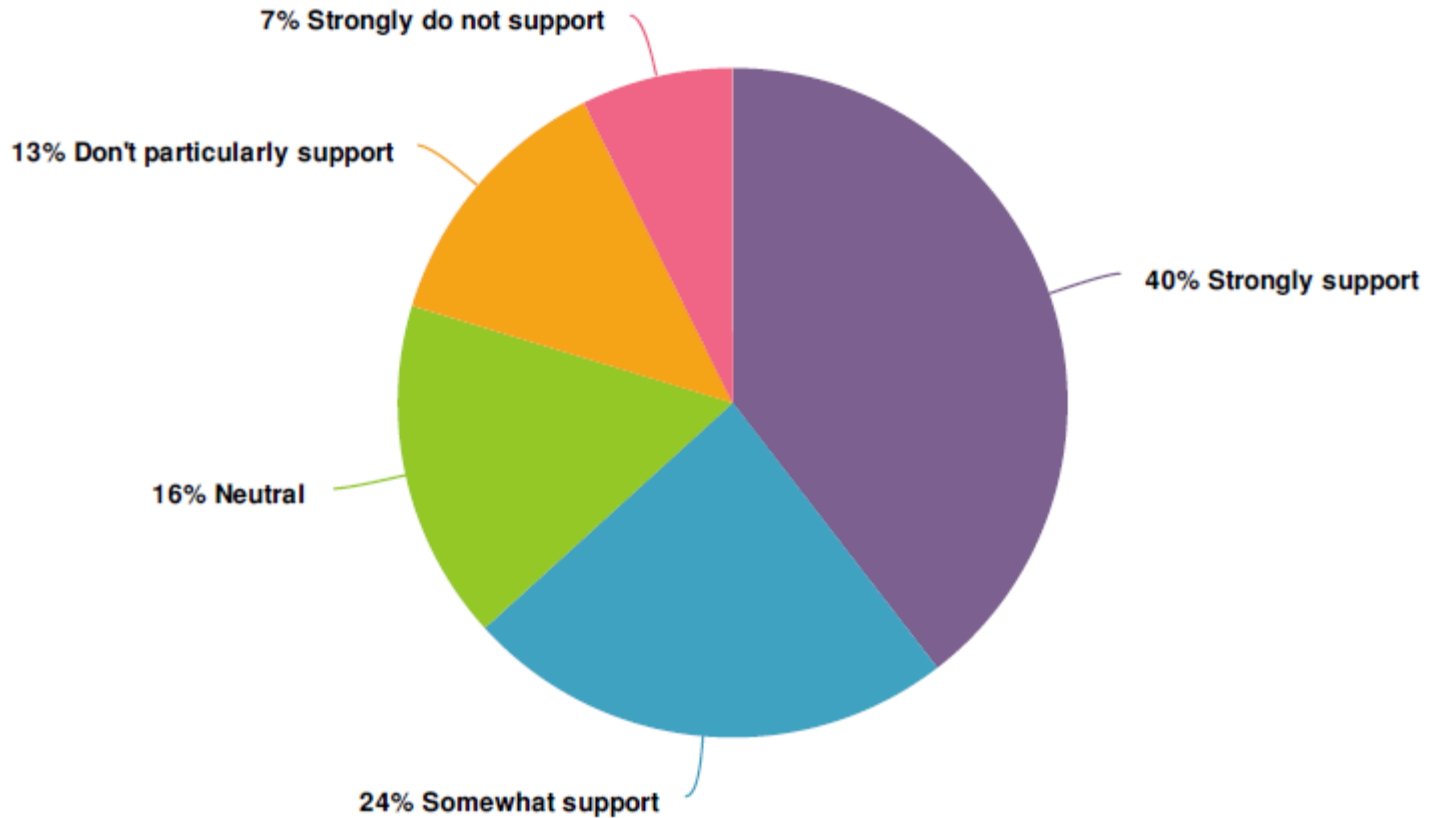
Recreation facility improvement tax up to 1% on property taxes:








Recreation facility membership up to \$6 per person or \$10 per family:

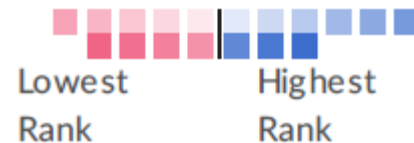


Recreation facility improvement fee up to 5% in user fees and rental rates:








Prioritize areas for investment:

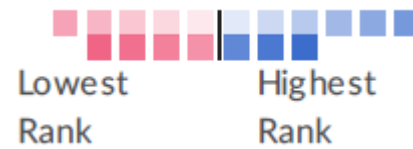
| Item | Overall Rank | Rank Distribution | Score | No. of Rankings |
|--|--------------|--|-------|-----------------|
| Active transportation (bike lanes, sidewalks, trail connections) | 1 |  | 2,021 | 163 |
| Affordable housing | 2 |  | 1,895 | 163 |
| Climate adaptation and mitigation | 3 |  | 1,823 | 164 |
| Fire Rescue | 4 |  | 1,687 | 161 |
| Local business growth and new business attraction | 5 |  | 1,669 | 164 |



| Item | Overall Rank | Rank Distribution | Score | No. of Rankings |
|--------------------------------------|--------------|-------------------|-------|-----------------|
| Recreation | 6 | | 1,626 | 162 |
| Emergency planning and mitigation | 7 | | 1,623 | 159 |
| Transit - regional service | 8 | | 1,607 | 162 |
| Transit - local expansions | 9 | | 1,487 | 162 |
| Local business resources and support | 10 | | 1,382 | 161 |
| Policing | 11 | | 1,373 | 160 |
| Arts, culture and heritage | 12 | | 1,348 | 157 |



| Item | Overall Rank | Rank Distribution | Score | No. of Rankings |
|-------------------|--------------|---|-------|-----------------|
| Bylaw enforcement | 13 |  | 1,261 | 155 |
| Road paving | 14 |  | 1,205 | 158 |
| Library services | 15 |  | 1,186 | 154 |
| Snow removal | 16 |  | 1,044 | 157 |
| Traffic calming | 17 |  | 1,033 | 156 |



If you could fund 3 things in 2020 what would they be?

vancouver active
airport enforcement local public
bylaw centre regional
infrastructure bike affordable arts trails
housing
transportation climate
fire transit squamish park
recreation lanes culture brennan



SQUAMISH

Areas to Increase Funding

- Recreation: 59 mentions
 - New recreation centre (38) + program/amenity improvements
- Active transportation: 52 mentions
 - Sidewalks, bike lanes, trails, safe routes to school, trailhead infrastructure
- Affordable housing: 51 mentions
 - mentions housing authority + seniors housing
- Local jobs: 43 mentions
 - business development, attraction, retention
- Transit: 42 mentions
 - Regional (29) and Local (13)

Areas to Increase Funding

- Environment: 35 mentions
 - climate change, habitat/greenspace protection
- Arts & culture, including library: 26 mentions
- Fire Halls and Fire Department: 22 mentions
- Roads infrastructure: 21 mentions
 - Paving, potholes, intersection improvements
- Infrastructure for growth (i.e. sewer/water): 16 mentions
- Public spaces: 16 mentions
- Bylaw enforcement: 15 mentions

Other notable mentions:

- Policing
- Flood protection and hazard mitigation due to climate change
- Pedestrian overpasses for safety
- Camping in vehicle restrictions
- Second entrance to downtown
- Community grants
- Boat launch and airport improvements

If you could reduce funding in 3 areas in 2020 what would they be?



Areas to reduce funding

- DOS “bureaucracy”: 26 mentions
- Slow down development: 20 mentions
- Bike lanes and trails: 18 mentions
- Arts & culture: 18 mentions
- Bylaw enforcement: 12 mentions
- Road maintenance: 12 mentions
- Policing: 10 mentions
- Don’t reduce any areas: 10 mentions
- Recreation: 8 mentions

Added comments

- Several comments re: responsible budgeting, core service focus; affordability (i.e. long-term residents with high taxes now due to property values).
- Several mentions thanking us for the survey and the opportunity to comment.
 - *“Thanks for the reality check/complexity of difficult choices and trade offs”*
- Several mentions that developers should help pay for facilities like recreation centre.
- Several mentions on the theme of increased healthcare, schools, daycares, social services.

Public Engagement Next Steps

- [Squamish.ca/budget](https://squamish.ca/budget) - home of the 2020 budget process.
- Survey results + comments posted online.
- Budget spreadsheets and interactive tool shared once Council begins discussions.

BUDGET 20/20

Questions and discussion

Squamish.ca/budget