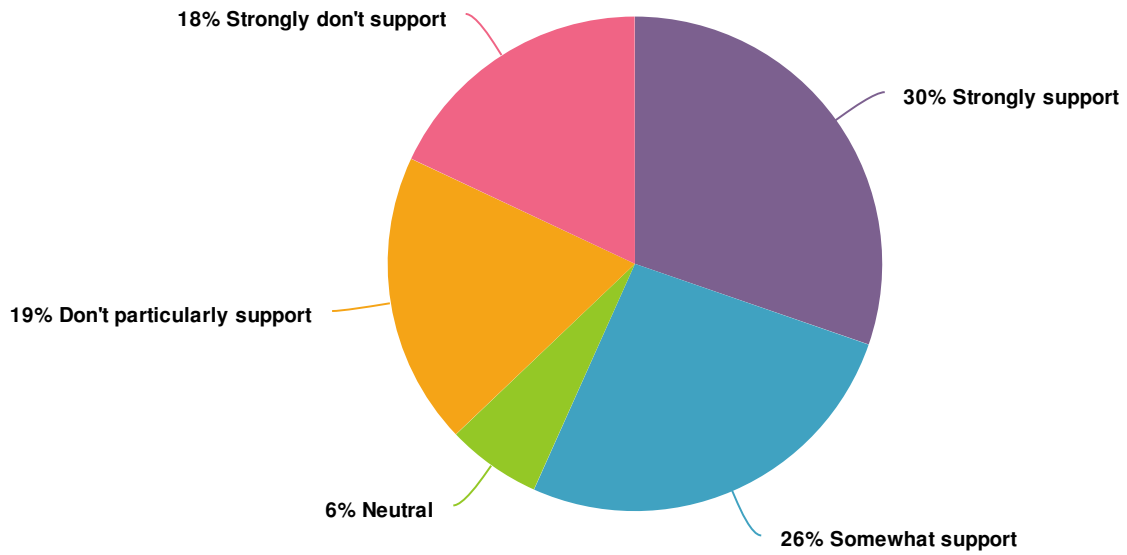




2. When you think about improving road safety for cyclists and pedestrians, what percentage of available money for this area would you allocate to each of the following. For example, if the District had \$100,000 to spend, how would you allocate this amount between the three areas below (in percentages; total must add up to 100%):

Item	Average	Min	Max	StdDev	Sum	Total Responses
Enforcement (i.e. policing costs)	25.7	0.0	100.0	19.0	4,317.0	168
Education (i.e. driver safety campaigns)	20.4	0.0	80.0	13.8	3,328.0	163
Built environment (i.e. sidewalks, bikes lanes, off-road cycling/walking paths)	58.2	0.0	100.0	24.3	10,529.0	181

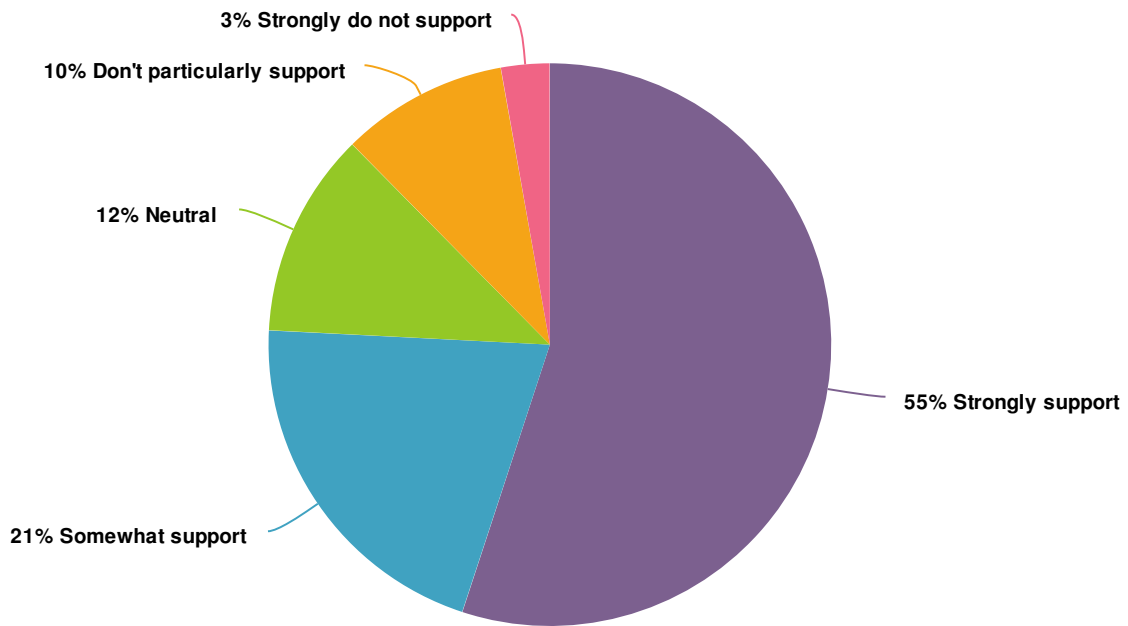
3. Recreation Facility Improvement Tax of up to 1% - this potential option could be added to property taxes.



Value	Percent	Responses
Strongly support	30.3%	54
Somewhat support	26.4%	47
Neutral	6.2%	11
Don't particularly support	19.1%	34
Strongly don't support	18.0%	32

Totals: 178

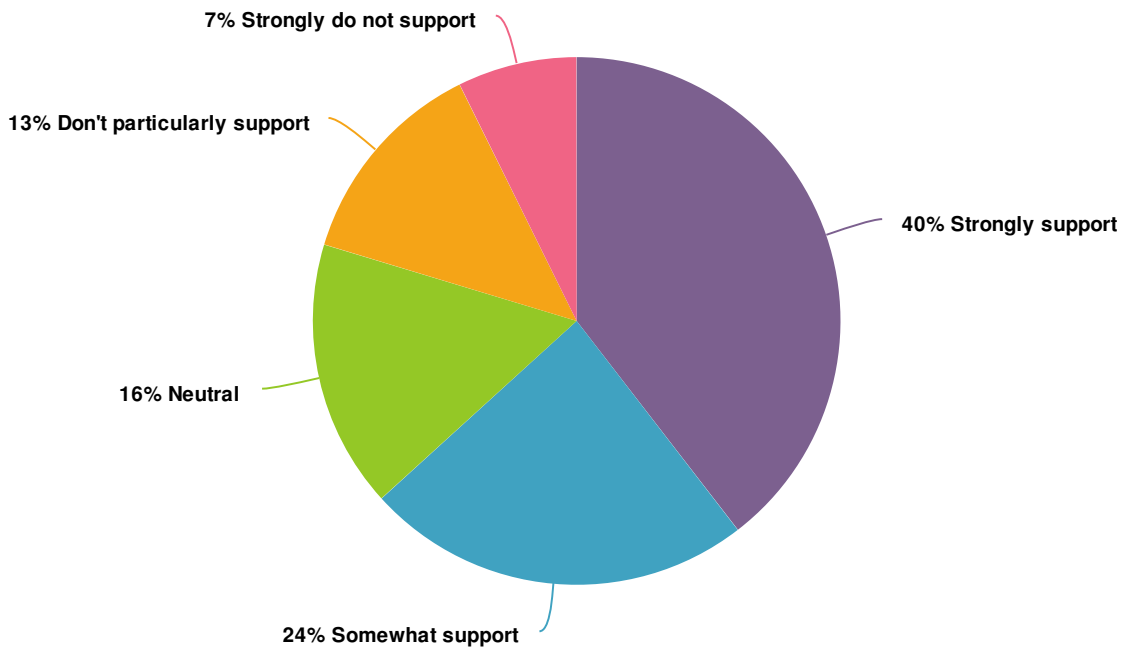
4. Recreation Facility Membership - this could be a \$6 per person or \$10 per family annual fee to register for a program or buy a pass (one-time fee per year, regardless of number of programs/passes you have).



Value	Percent	Responses
Strongly support	55.1%	98
Somewhat support	20.8%	37
Neutral	11.8%	21
Don't particularly support	9.6%	17
Strongly do not support	2.8%	5

Totals: 178


















5. Recreation Facility Improvement Fee - this could be an up to 5% increase in all user fees and rentals rates.

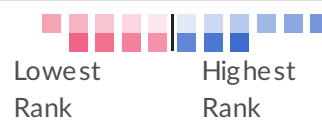


Value	Percent	Responses
Strongly support	39.5%	70
Somewhat support	23.7%	42
Neutral	16.4%	29
Don't particularly support	13.0%	23
Strongly do not support	7.3%	13

Totals: 177

6. The District is growing in all corners due to the desirable Squamish lifestyle that many British Columbians (and others) are seeking. As a result, the need for upgrades and service expansions are many. Help us understand where you would prioritize monies spent in 2020. Drag and drop (or mobile users click) the following service areas to reflect what areas you would prioritize for investment with #1 being your top priority: (view results on next page)

Item	Overall Rank	Rank Distribution	Score	No. of Rankings
Active transportation (bike lanes, sidewalks, trail connections)	1		2,021	163
Affordable housing	2		1,895	163
Climate adaptation and mitigation	3		1,823	164
Fire Rescue	4		1,687	161
Local business growth and new business attraction	5		1,669	164
Recreation	6		1,626	162
Emergency planning and mitigation	7		1,623	159
Transit - regional service	8		1,607	162
Transit - local expansions	9		1,487	162
Local business resources and support	10		1,382	161
Policing	11		1,373	160
Arts, culture and heritage	12		1,348	157
Bylaw enforcement	13		1,261	155
Road paving	14		1,205	158
Library services	15		1,186	154
Snow removal	16		1,044	157
Traffic calming	17		1,033	156



7. If you could fund three things in 2020, what would they be?

#1



#2



#3





8. If you could reduce funding for three things in 2020, what would they be?

#1



#2



#3



9. Do you have anything further to add?

