




December 2021

Arts and Culture Grant award report

Squamish Arts Council



Our applicants

This year we had over \$82,000 in applications that included 17 projects. Our applicants ranged from music and theatre, to creative writing and interactive art. The applicants had a variety of experience levels from brand new applicants to seasoned grant writers.

What we did this year

Having run this grant award for many years now, we have steadily improved the process each year for both the applicants as well as the jury. This year, we continued to work with the SCF on a co-developed marketing scheme which included online and print ads with the Squamish Chief and ran an online town hall to better educate the public on how the two streams are similar, how they differ, and how to write a more successful grant for either stream. Projects were adjudicated in March (for 2021 funding) and November (for 2022 funding) of this year as the project dates were moved to reflect a calendar year. This means SAC will be receiving final reports for two ACG cycles at the same time and has created a system to keep up with the simultaneous reporting.

Our Jury and Their Task

Our jury is comprised of local volunteers and Squamish Arts Council Board members who all have a vested interest in seeing our community thrive. We are always working to increase diversity in this committee and will continue to do so each year.

SAC staff vetted the applicants by first confirming with the SCF that there were no double applicants but one applicant from the SCF stream was better suited for an ACG and was moved to the SAC adjudication process. We then combed the applications for errors or missed information. We gave applicants the opportunity to correct their applications and used this as a teachable moment.

Our Jury and Their Task

Each jury member received a packet containing a scoring matrix and links to all the relevant information, including application, budget, letters of support, and publications.

Eligible: Sea to Sky Dance Collective			
Application			
Budget			
Website			
	please only edit in the blue squares below		
Scoring criteria			
	Rank out of 5 1 Lowest 5 Highest	Weighting	Weighted Score
Maximizes positive impact for local artists experience, exposure, etc and/ or raises the profile of the local arts and culture sector	4	15%	12.00%
Identified capacity to ensure project success and feasibility, and leverage resources (in-kind, etc) to achieve desired outcomes	4	15%	12.00%
Explores the 2021 theme of WILD CONNECTION	4	10%	8.00%
Strengthens community interaction and engagement with art/culture	4	10%	8.00%
Supports partnerships and collaboration between artists and organizations	4	10%	8.00%
Involves a diverse representation of community including Squamish's vulnerable, marginalized, or underrepresented populations;	4	10%	8.00%
Fills community need(s)	4	10%	8.00%
Supports the DOS OCP and Strategic Priorities: decolonisation and reconciliation, intergenerational programming, neighbourhood connectivity, environment, equity and diversity, physical and mental health, social wellbeing, youth led initiatives, vulnerable populations and recreation that are based in education, recreation, the environment, or alternative programming	4	10%	8.00%
Supports the SAC mandate, mission, and program objectives	4	10%	8.00%
<i>Total (max. unweighted Score of 45)</i>	36	100%	80.00%

Funding Scenarios

Once the scores were in, we created multiple scenarios in order to determine how we could have the biggest impact. The scenarios looked at awarding projects above and below the average of all projects. Additionally, scenarios explored project maximums for the highest asks. The final scenario looked at giving full funding to all projects that were above the average score and under a \$5,500 ask then dividing the remaining funds for the most expensive projects based on their scoring. The chosen model most closely represents the last scenario with one exception. The Squamish Nature Learner's project award matches the artist fees in their budget as the remaining expenses weren't identifiable to match the grant's allowable expense criteria.

Name of Organization/ Artist	Name of Project	Rankings Average	\$ Requested	FUNDING AT 100% FOR TOP PROJECTS, LAST PROJECT	NO MAX - FUNDING DISTRIBUTED BY PERCENTAGE then	MAX PROJECT 7500 - FUNDING DISTRO BY PERCENT	MAX PROJECT 6500 - FUNDING DISTRO BY PERCENT	MAX PROJECT 6500 - FUNDING DISTRO BY PERCENT	MAX PROJECT 6000 - FUNDING DISTRO BY PERCENT	MAX PROJECT 5,500 FUNDING DISTRO BY PERCENT	FULLY FUNDING UNDER 5.5K, THEN PERCENT FOR TOP	CONVERSATION / FINAL	Rank: HH	Rank: JH	Rank: JR	Rank: SD
Sea to Sky Dance Collective	WILD	84.00%	\$4,850	\$4,850	\$4,010	\$4,160	\$4,180	\$3,960	\$4,120	\$4,370	\$4,850	\$4,850	80.00%	78.00%	80.00%	98.00%
Squamish Helping Hands Soci	Under One Roof Creative Writ	84.00%	\$5,400	\$5,400	\$4,470	\$4,620	\$4,640	\$4,420	\$4,580	\$4,830	\$5,400	\$5,400	78.00%	78.00%	92.00%	88.00%
Art Harry & Lenny Rubenovitch	Portage	83.25%	\$10,000	\$10,000	\$8,260	\$7,500	\$6,500	\$6,500	\$6,000	\$5,500	\$7,043	\$7,045	76.00%	66.00%	91.00%	100.00%
Squamish BIA	Squamish Mural Walk	79.75%	\$10,000	\$10,000	\$7,910	\$7,500	\$6,500	\$6,500	\$6,000	\$5,500	\$6,747	\$6,745	77.00%	84.00%	89.00%	69.00%
Squamish Nature Learners	drum making art and music ce	78.50%	\$8,000	\$8,000	\$6,220	\$6,360	\$6,380	\$6,170	\$6,000	\$5,500	\$2,500	\$2,500	49.00%	77.00%	88.00%	100.00%
The Wilder	Eulogy	77.00%	\$8,000	\$8,000	\$6,100	\$6,240	\$6,260	\$6,050	\$6,000	\$5,500	\$6,515	\$6,515	68.00%	86.00%	63.00%	91.00%
Valleycliffe Elementary PAC	Dance Valleycliff	75.88%	\$2,500	\$1,270	\$1,840	\$1,980	\$2,000	\$1,790	\$1,940	\$2,190	\$2,500	\$2,500	70.50%	77.00%	64.00%	92.00%
Hilltop House Support Society	Hilltop Indigenous Arts and Cu	75.75%	\$4,200		\$3,120	\$3,270	\$3,280	\$3,070	\$3,220	\$3,470	\$4,200	\$4,200	71.00%	73.00%	78.00%	81.00%
Squamish Youth Soccer Assoc	SYSA Kicking Wall Mural	74.25%	\$2,765		\$1,990	\$2,140	\$2,160	\$1,940	\$2,090	\$2,340	\$2,765	\$2,765	62.00%	79.00%	80.00%	76.00%
Mel Ironside	Squamish Arts Fair	73.25%	\$5,000		\$3,600	\$3,750	\$3,770	\$3,550	\$3,700	\$3,950	\$5,000	\$5,000	62.00%	77.00%	58.00%	96.00%
	AVERAGE	70.79%														
Squamish Elementary PAC	Misoula Theatre Production	70.00%	\$2,500				\$1,850	\$1,640	\$1,790	\$2,040			47.00%	68.00%	73.00%	92.00%
Howe Sound Performing Arts / Howe Sound Music Festival		68.00%	\$3,000					\$1,930	\$2,080	\$2,330			78.00%	56.00%	63.00%	75.00%
Marley Bathe	Creative Reuse: Community U	67.00%	\$5,000										55.00%	82.00%	53.00%	78.00%
Wesley Daubeney	Art Dome	58.33%	\$3,500										0.00%	79.00%	80.00%	16.00%
Squamish Kids Reading Club	Squamish Kids Reading Club	56.50%	\$2,250										33.00%	78.00%	61.00%	54.00%
Hannah Rizun	Prom through the ages: traditi	53.00%	\$5,000										60.00%	57.00%	64.00%	31.00%
Chantelle Matthews	Content Newspaper	45.00%	\$300										40.00%	49.00%	55.00%	36.00%

Our Shortlisted Candidates

Name of Organization/ Artist	Name of Project	Rankings Average	\$ Requested	FUNDING ALLOCATION
Sea to Sky Dance Collective	WILD	84.00%	\$4,850	\$4,850
Squamish Helping Hands Society	Under One Roof Creative Writing and Expression Project	84.00%	\$5,400	\$5,400
Art Harry & Lenny Rubenovitch	Portage	83.25%	\$10,000	\$7,045
Squamish BIA	Squamish Mural Walk	79.75%	\$10,000	\$6,745
Squamish Nature Learners	Drum Making Art and Music Celebration With Squamish Nation	78.50%	\$8,000	\$2,500
The Wilder	Eulogy	77.00%	\$8,000	\$6,515
Valleycliffe Elementary PAC	Dance Valleycliff	75.88%	\$2,500	\$2,500
Hilltop House Support Society	Hilltop Indigenous Arts and Culture Project	75.75%	\$4,200	\$4,200
Squamish Youth Soccer Association	SYSA Kicking Wall Mural	74.25%	\$2,765	\$2,765
Mel Ironside	Squamish Arts Fair	73.25%	\$5,000	\$5,000

Next Steps

1

DOS approval of the applicants

2

SAC sends out award packages including DOS and SAC logos, report forms and award letters to be signed.

2

Once signed letters are received, SAC sends out cheques

2

SAC announces the grant recipients in January 2022

Next Steps for the Grant Process

SAC has previously adjudicated grants a specific time frame. At the request of the DOS, both SAC and SCF will now move timelines to the end of the year. This means we are following up on final reports for two grant cycles and beginning a new cycle this upcoming year.

- January 1 - December 31, 2022: ACG 2022 projects running
- April 30: Last day to finish projects for ACG 2021
- June 30: Last final report for ACG 2021 due
- October 1: ACG 2023 applications launch
- November 5: Community Enhancement Town Hall with SCF
- November 11: Community Enhancement Grant deadling
- November 14: SAC and SCF meet to check for duplicates
- November 15 - 29: SAC committee juries the applications
- November 30: Shortlisted candidates to Sarah/ DOS staff for approval
- Dec 14: Recipients notified
- December 31, 2022 | January 1, 2023: End of ACG 2022 year and beginning of ACG 2023
- March 1, 2023: Last final report for ACG 2022 due