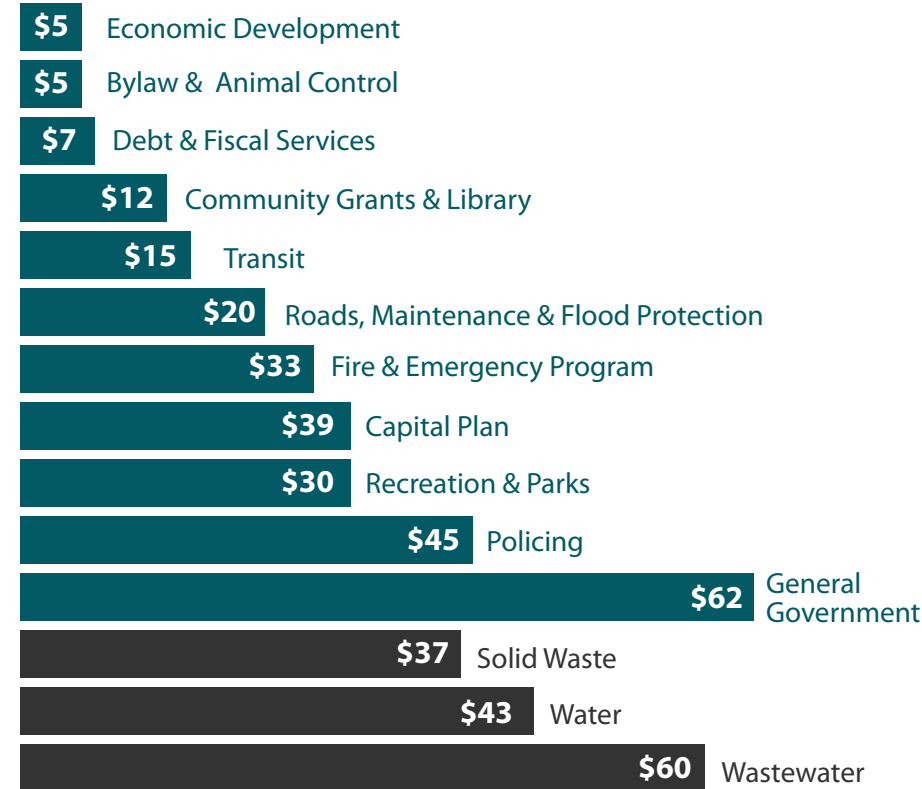




HOW YOUR RESIDENTIAL MUNICIPAL TAX BILL BREAKS DOWN MONTHLY

\$415/month

Based on the average residential assessment of \$1,145,892.



WHAT DOES THIS MEAN FOR ME?

The impact to each taxpayer varies. It depends on how much your property assessment changed in relation to other properties in the area.

Property Class	Average 2026 Assessed value	Municipal Tax 2026	Change from 2025
Average Single Family Dwelling	\$1,553,742	\$4,466	\$520
Average Strata Dwelling	\$845,317	\$2,430	\$237
Average Business Assessment	\$1,678,456	\$13,066	\$1,618

For rates for all other property tax classes, visit squamish.ca/propertytax.

PRESSURES ON THE FINANCIAL PLAN

Once the planning and budgeting is complete, the property tax revenue required for ongoing municipal operations is \$56.1M, 12.8% higher than 2025.

Several challenges add pressures to the Financial Plan in the coming years.

Many are common to other B.C. communities:

- Rising RCMP costs
- Increasing Fire Services needs
- Housing and affordable housing responsibilities resulting from provincial mandates
- Increasing Service Demands

Other pressures include:

- Debt-servicing for new essential service facilities
- Infrastructure upgrades and long-term capital program
- The cost of building adequate reserves for future asset replacement e.g. infrastructure and facilities

RESERVE CONTRIBUTIONS

Long-term reserve contributions support asset renewal, working capital and emergencies to minimize risk and uncertainty and help adapt to changing circumstances. The contributions for 2026 are \$25.1 M.

The District of Squamish is working hard to ensure your property tax dollars deliver municipal services and projects in a fiscally responsible way. We are working to ensure that Squamish – today and tomorrow – is a place where you can thrive.

WHAT WE AIM TO ACHIEVE

- Delivery of effective, reliable and equitable municipal services.
- Prudent spending to upgrade infrastructure and facilities while balancing taxpayer impacts.
- Long term planning and saving to support community goals and manage assets successfully.
- Emergency and climate change resiliency.

THE BUDGET BREAKDOWN

\$294 M
Total budget
(General Fund and Utilities)

Capital budget = \$207.1 M
(Infrastructure and facilities projects)

Did you know?

Property taxes fund 23.8% of the total budget.

Detailed budget information is available at squamish.ca/budget-2026

Operating budget = \$86.8 M
(Day-to-day operations)

THE BIG DRIVERS OF OUR WORK AND BUDGETS



HOW WE PLAN FOR THE FUTURE

Our Asset Management Plan safeguards essential services long into the future. With \$883M in physical assets to manage (such as pipes, drainage, roads, facilities and equipment), it is a priority to ensure that funds are available for maintenance, upgrades, and end-of-life replacements. District master plans then define the priorities for capital investment in infrastructure/facilities upgrades and replacements.



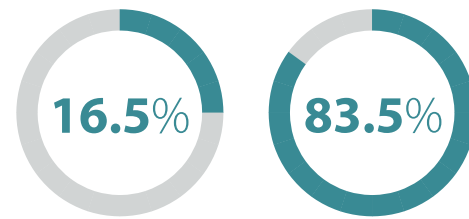
Budget Snapshot

General Fund: Operating Budget = \$69.4 M | Capital Plan = \$189.8 M

Transportation & Transit

	Operating	Capital
Transportation	\$3.6 M	\$15.8 M
Transit	\$3.5 M	\$213 K
Engineering & Public Works	\$3.6 M	\$116.6 M
Flood Protection	\$800 K	\$25.9 M
Total	\$11.5 M	\$158.6 M

% of total Budget



Economic & Community Development

	Operating	Capital
Community Planning	\$4.8 M	\$ 199 K
Economic Development	\$5.7 M	\$889 K
Environmental Management	\$1.2 M	-
Total	\$11.7 M	\$1.1 M

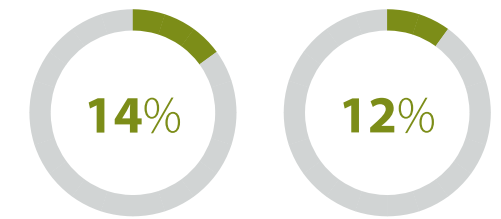
% of total Budget



Recreation Parks & Culture

	Operating	Capital
Recreation Services & Facilities	\$3.6 M	\$19.4 M
Parks, Trails	\$3.1 M	\$2.6 M
Library	\$2.3 M	\$92 K
Arts, Film & Culture	\$495 K	\$785 K
Total	\$9.6 M	\$22.9 M

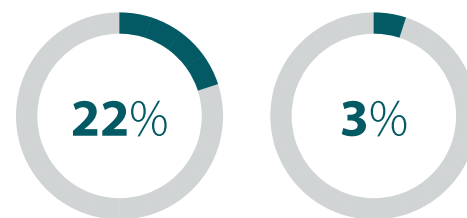
% of total Budget



General Government

	Operating	Capital
Corporate Administration	\$4.8 M	\$3.7 M
Council & Legislative Services	\$2.8 M	-
Information Technology	\$3.2 M	\$1.4 M
Financial Services	\$2.2 M	-
Real Estate & Facilities	\$2.7 M	\$410 K
Total	\$15.7 M	\$5.5 M

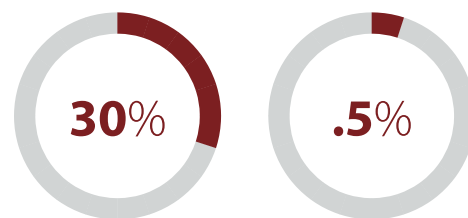
% of total Budget



Protective Services

	Operating	Capital
Police	\$10.3 M	\$620 K
Fire Rescue	\$7.3 M	\$284 K
Community Bylaw Services	\$1.2 M	-
Building Inspection	\$1.1 M	-
Emergency Program	\$655 K	-
Total	\$20.6 M	\$904K

% of total Budget



Health Social and Housing

	Operating	Capital
Cemetery	\$124 K	\$840K
Daycare	\$27 K	-
Housing and Social Assistance	\$134 K	-
Total	\$285 K	\$840 K

% of total Budget

