

Budget 2018

Explained

The District of Squamish has been operating in overdrive in recent years to manage the impact of a growing community. Key drivers for our work in 2018 include:

- Ongoing and continued rehabilitation and renewal of our infrastructure;
- Significant technology investment to upgrade many District systems in the next three to four years;
- Additional staff for the Fire Department and the RCMP;
- Increased funding for BC Transit service improvements;
- Increased funding for active transportation improvements;
- Planning for facility replacements and expansions;

Please visit squamish.ca/budget to learn more about the Financial Plan.

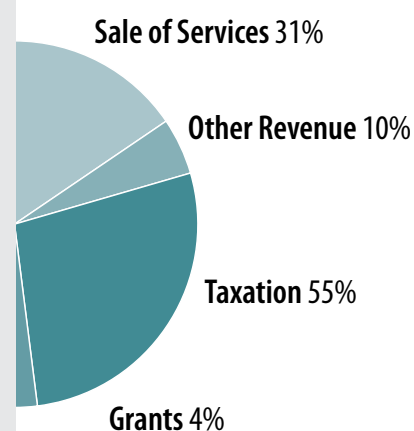
What does this mean for me?

The five-year Financial Plan (2018-2022) results in a 6.3% increase in the amount of **revenue required** from property taxes in 2018 (over 2017). The impact to taxpayers varies depending on the extent of each property's assessment change in relation to other properties and property classes.

Estimated *municipal* property tax impact on an average assessment:

Property Class	Average 2018 Assessed value	Municipal Tax 2018	Change from 2017
Average Single Family Dwelling	\$822,603	\$2,615	-\$93
Average Strata Dwelling	\$493,704	\$1,569	+\$68
Average Business Assessment	\$783,641	\$6,801	+\$468

Revenue Sources

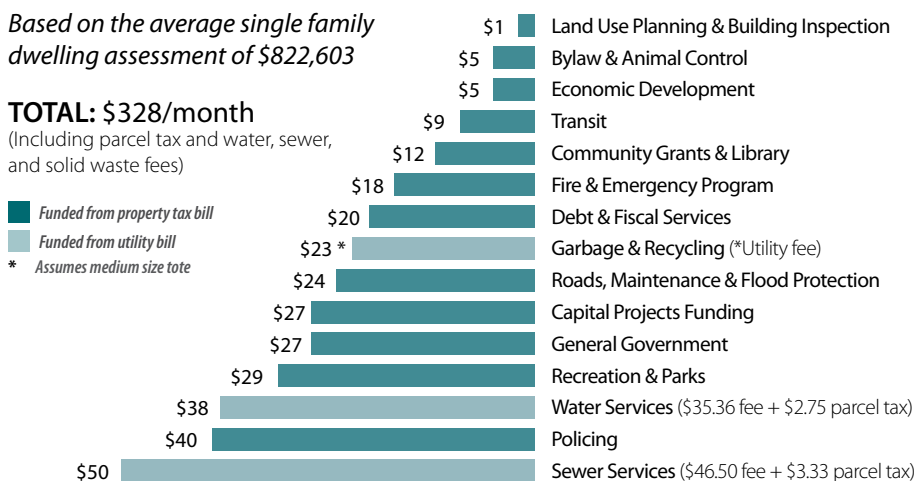


How your tax bill breaks down monthly

Based on the average single family dwelling assessment of \$822,603

TOTAL: \$328/month

(Including parcel tax and water, sewer, and solid waste fees)



Drivers of the tax increase

- ▶ Service Changes **\$642,838**
- ▶ Operational Expense Changes **\$269,605**
- ▶ Labour Increases **\$248,917**
- ▶ Capital Funding Changes **\$208,198**
- ▶ Contractual Changes **\$190,414**
- ▶ Special Projects Changes **\$86,991**

Details of all changes are available at squamish.ca/budget

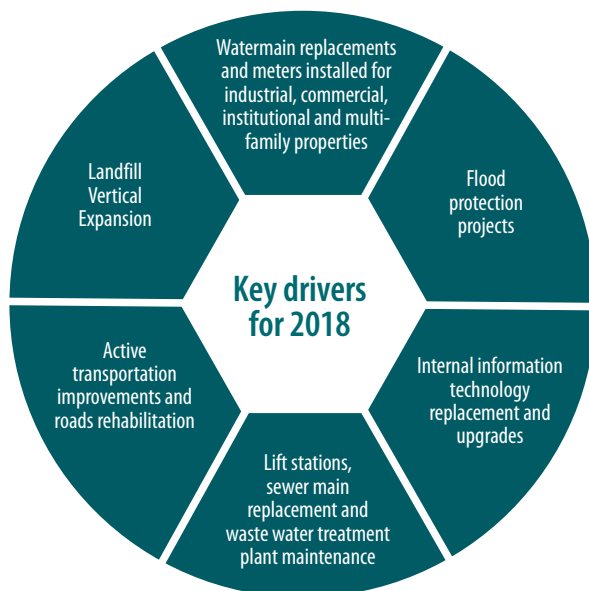
2018 Capital Plan

The District's capital program for 2018 is \$35.6 million and prioritizes maintenance and replacement of critical infrastructure as well as promoting active transportation in the community. The capital program includes growth and development projects of \$7.1 million.

The capital plan is funded by:

- **Borrowing** (\$8.7 million)
- **Development Cost Charges and donations** (\$9.6 million)
- **Taxes and fees** (\$3.8 million)
- **Grants** (\$5.3 million)
- **Reserves and accumulated surplus** (\$8.2 million)

Visit squamish.ca/projects for current capital projects details.



District of Squamish 2018 Financial Plan

The District of Squamish 2018 budget comprises a General Operating Fund and three Utility Funds.

Utilities

(funded by utility fees & parcel tax)

Sewer Utility
2018: \$6,902,171
2017: \$7,781,464
 Includes contribution to capital plan of: \$3,244,390

Water Utility
2018: \$4,209,889
2017: \$3,954,506
 Includes contribution to capital plan of: \$1,230,593

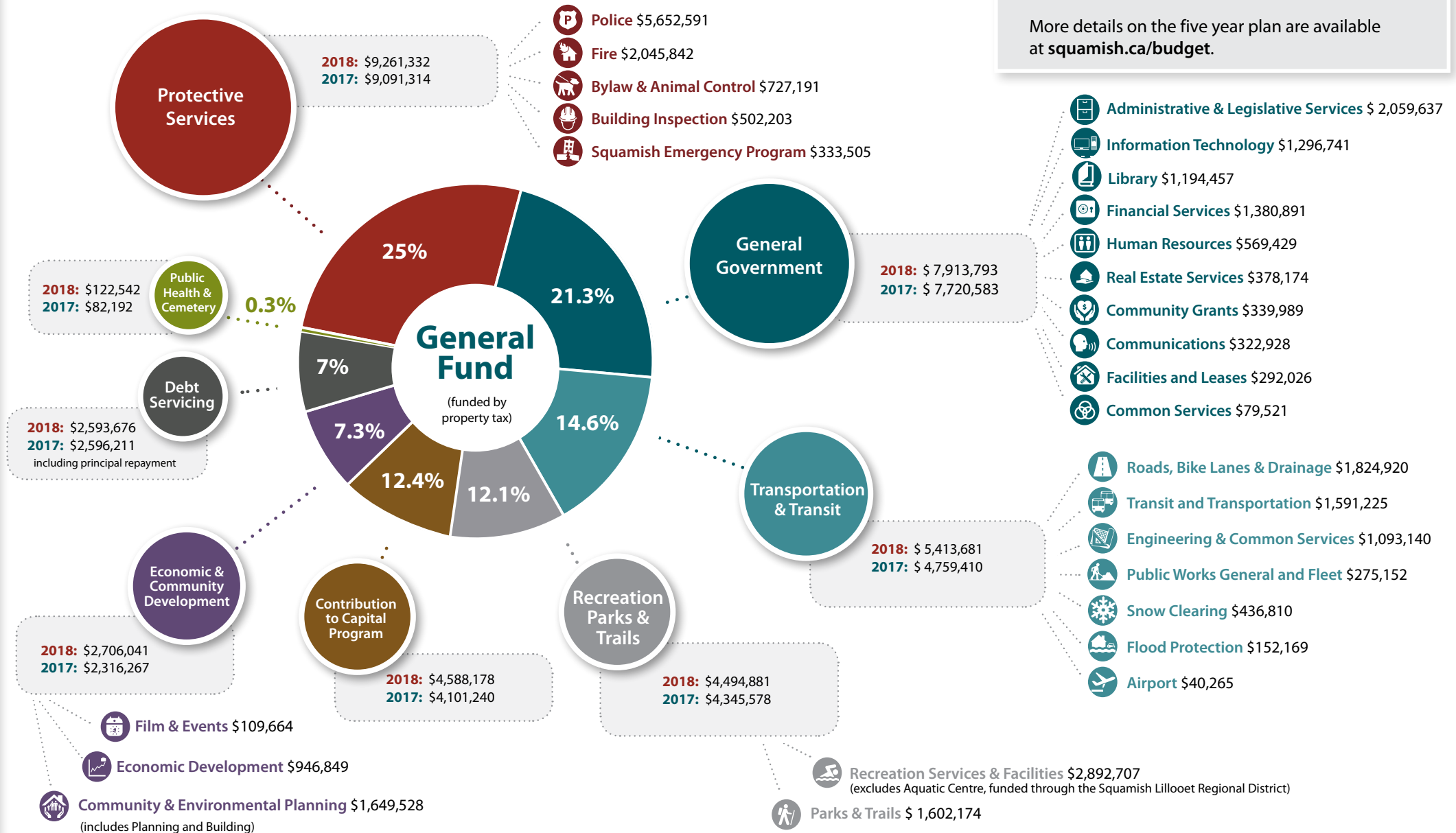
Solid Waste
2018: \$3,494,236
2017: \$3,440,636

Utility fee increases this year are:

- Water 2%
- Sewer 0%
- Solid Waste 2.7% (for medium tote)



General Operating Fund



This overview provides a snapshot of the 2018 Municipal Budget.

More details on the five year plan are available at squamish.ca/budget.