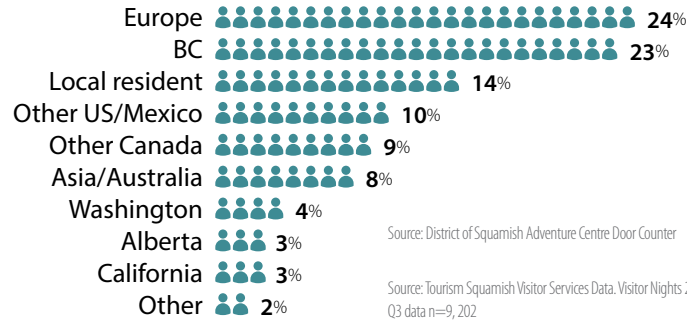


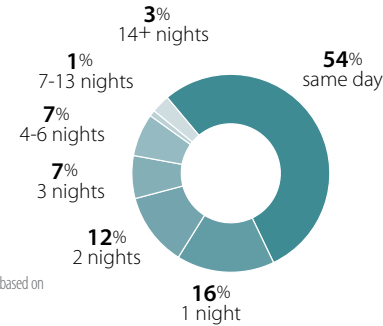
SQUAMISH TOURISM Snapshot



Estimated Visitors by Origin



Visitor Nights



TOURISM STATS

203,271

2017 Visitor Centre door traffic.

4%

5-year Visitor Centre Traffic Growth

Source: District of Squamish Adventure Centre Door Counter

INDUSTRY STATS

138 firms

Accommodation/
Food Service

62 firms

Arts,
Entertainment &
Recreation

Estimated based on 2018 District of Squamish Business Licence Database

Tourism Resources



Highway
Traffic Data



Government
Data Products

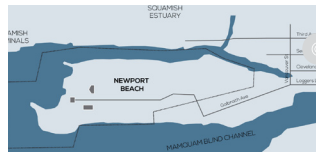


Media Story



Tourism
Squamish

Planned Developments



Newport Beach
Developments



Klahanie Resort



Waterfront
Landing

Anchor Experiences - Explore Squamish



Alice Lake



Backcountry Skiing & Boarding



Eagle Viewing



Fishing



Heli & Flight Seeing



Hiking



Kite Boarding



Mountain Biking



Sea to Sky Gondola



Shannon Falls




Snowmobiling

LABOUR STATS

2,920

Work in Sales
& Service



1,530

Work in
Accommodation
& Food Services

Source: Labour Force and Occupations, 2016 Census

CONTACT US



economicdevelopment
@squamish.ca



604.892.5217



squamish.ca/
economicdevelopment



SQUAMISH

HARDWIRED for ADVENTURE